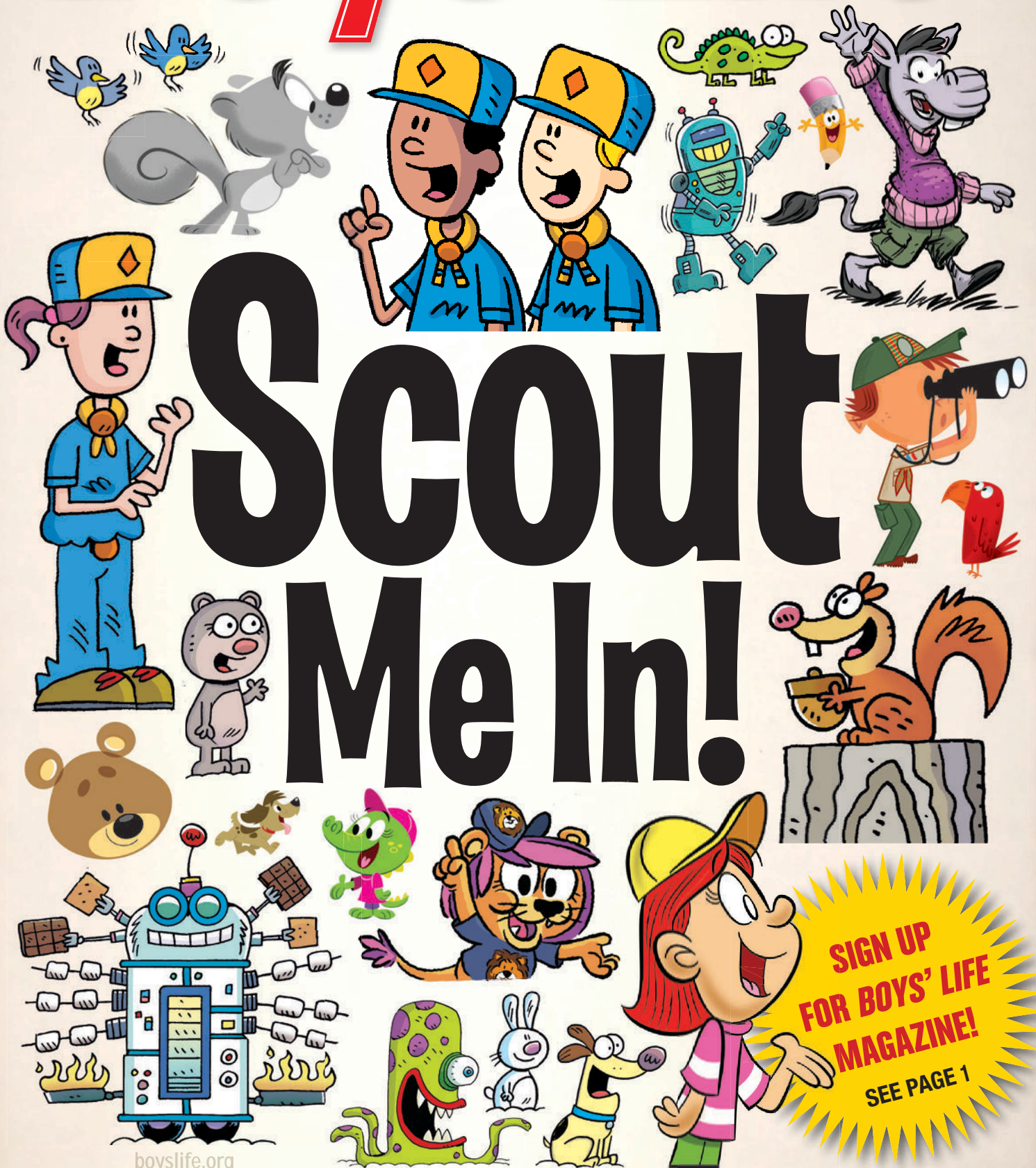


GREAT FOR ALL BOYS AND GIRLS

Boys' Life[®]



**SIGN UP
FOR BOYS' LIFE
MAGAZINE!
SEE PAGE 1**



4
COVER STORY: **ALL ABOUT CUB SCOUTING**
You've joined Cub Scouting! Find out what's going to happen next.

FEATURES



6
Lion and Tiger Adventures
Cub Scouts in kindergarten and first grade will go hiking, biking and much more.



8
Wolf, Bear and Webelos Adventures
As you get older, you'll move up in rank and go on more adventures.



11
The BL Guide for Cub Scouts
Cool stuff to help you Be Prepared for Scout fun now and later.



16
Let's Look At THE PINEWOOD DERBY
Check out this special Cub Scout section from *Boys' Life*.



20
The Science of the Pinewood Derby
A former NASA engineer explains how you can use science to succeed at your next Pinewood Derby.

34
BL HOW TO MAKE IT: Duct-Tape Wallet



DEPARTMENTS

- 2** HEADS UP
- 36** Think & Grin



COMICS

- 22** Lion Pride
- 23** Tigers' Adventures
- 24** Wolf Gang
- 24** THE BEAR BUNCH



- 25** Webelos Woody
- 26** Mazes & More
- 30** DINK, DUFF & DEZI



- 31** Scouts in Action
- 32** Pedro
- 33** Pee Wee Harris

ON THE COVER: MIKE ADAIR (6); JOEY ELLIS; STEPHEN GILPIN; MIKE MORAN (2); SCOTT NICKEL (13); THIS PAGE: KHAMPA BOUAPHANH; JOEY ELLIS; SCOTT NICKEL (2); JAMESON SIMPSON; ADAM NICKEL; GETTY IMAGES/ISTOCKPHOTO; BSA FILE PHOTO/TOM COPELAND; W. GARTH DOWLING; BSA FILE PHOTO


STEPHEN GILPIN



Welcome to the wonderful world of Cub Scouting. My name is Pedro, and I'm a Mailburro. What's a Mailburro? Why, I'm a burro that hauls the mail, of course!

I'm here to tell you about being a Cub Scout. We're going to have all kinds of fun!

This magazine is a tiny version of the magazine I work for, *Boys' Life*. You can get *Boys' Life* mailed to you 10 times a year. It will show you all the cool stuff you can do in Scouting. It's a great way to spend some of your time outside of school, and you'll have a blast. Ask your parents to subscribe to *Boys' Life* today by going to boyslife.org/subscribe-now/minimag. Use promo code **minimag** for half price — just \$12 a year.



Sign up for Cub Scouting, and you'll have fun playing with your friends and making new ones. (Your parents will have fun, too, playing right along with you. Share this with them.)

So come on in and join Cub Scouting.

Our next meeting is right around the corner!



(See those horseshoes? That's my official autograph!)



SCOUT ME IN™

Find a location near you at [BeAScout.org!](https://BeAScout.org)

Parents: Learn more about Cub Scouting at go.boyslife.org/cubscouts



Download the *Boys' Life* magazine app on your device and start reading today!

BOYS' LIFE is a registered trademark of the Boy Scouts of America. All rights thereunder reserved; anything appearing in BOYS' LIFE may not be reprinted either wholly or in part without permission.

CUB SCOUTS DO FUN THINGS!

They get to wear a cool uniform, go places and see things. They play all kinds of games and build things like racecars and birdhouses. Want to learn a secret code? Want to learn about wild animals? **GO CUB SCOUTING!**

DID YOU KNOW?

As a Cub Scout, you will be part of a pack. The pack is divided into smaller groups called dens. All of the Cub Scouts in your den are in the same grade and might even go to the same school.



ANYWHERE! ANYTIME! ANY DEVICE!



Play fun **Boys' Life** games on your tablet, smartphone or computer. Check them out at boyslife.org



Kindergarten First Grade Second Grade Third Grade Fourth Grade Fifth Grade



All About Cub Scouting

Welcome to the best adventure of your life.

That's what Cub Scouting is: one big adventure.

Whether you're in kindergarten, fifth grade or any grade in between, Cub Scouting is a blast. You can learn to tie knots, set up a tent, and shoot a bow and arrow. You can cook a meal outdoors, go on a hike, and visit your local police and fire stations.

You'll play sports, do some crafts and learn how to eat healthy foods. And each time you complete a task or learn a new skill, you'll earn an award called an adventure loop.

Adventure loops are cool loops that attach to your belt. Cub Scouts in Webelos and Arrow of Light dens earn **adventure pins** that attach to their uniform or cap. The older you get and the more you accomplish, the more adventure loops and pins you'll earn.

Complete enough adventures and you will earn your rank patch, like the ones pictured above.

Are you ready? Hold on tightly. Your next adventure is about to begin!



All Cub Scouts learn the Scout Oath:

On my honor I will do my best
to do my duty to God and my country
and to obey the Scout Law;
to help other people at all times;
to keep myself physically strong,
mentally awake and morally straight.

All Cub Scouts also learn the Scout Law:

A Scout is trustworthy, loyal, helpful,
friendly, courteous, kind, obedient, cheerful,
thrifty, brave, clean and reverent.

BSA FILE PHOTO (2)

A Lion Adventure:

Fun on the Run!



Staying healthy is fun. Real lions in the wild stay healthy by eating well and getting plenty of rest and exercise. A Lion Scout can do the same thing!

As a Lion, you'll learn three exercises you can do each day to help you stay healthy. You'll also learn how eating healthy snacks and getting plenty of rest is good for you.

Lions do other fun things, too. At one meeting, you'll make new friends. At another, you'll go outside and participate in a field day.

You'll get to meet people who provide a service in your community, like a police officer or firefighter. Then you'll get to provide a service yourself, maybe by planting a plant or picking up trash.

Being a Lion is great. By the end of the year, everyone will be able to hear you roar!



ROGER MORGAN/BSA FILE PHOTO

A Tiger Adventure:

Rolling With The Tigers



Riding your bike is a great way to get around. It's good exercise, it's faster than walking and, best of all, it's tons of fun.

Falling off your bike? Not so much fun. As a Tiger, you can learn how to ride better, faster and farther, while also learning how to stay safe. You and your friends will talk about things like wearing a helmet, knowing the rules of the road and taking care of your bike.

When you're done with that, you might play a game with your friends, like tag or maybe a relay race. What if it's too hot or too cold or too rainy to go outside? That's OK. You'll just go inside and play a board game — or maybe even a videogame — with your friends.

Basically, if you like to do things that are fun and safe, then you're going to have a great time as a Tiger.



GETTY IMAGES/ISTOCKPHOTO



A Wolf Adventure: Call of the Wild

The longer you stay in Cub Scouting, the more fun stuff you get to do. As you get older, you'll advance through each of the ranks with your friends.

Wolves are in the second grade, and they get to do more hiking and camping. And while they're outside, they'll learn how to keep themselves safe by knowing what to do in case of an emergency.


Wolves might also learn about dinosaurs, make a map of their hometown or grow a plant from a seed.



A Bear Adventure: Bear Claws

Bears are in the third grade, and they get to learn how to use a pocketknife! Don't worry: You'll get lots of practice before you start carving for real.

Bears also learn how to track animals in the wild. They might learn how to use all kinds of different hand tools, how to catch a fish or how to take care of a pet.




A Webelos Adventure:

Outdoor Adventurer



Webelos Scouts are in fourth or fifth grade, and they get to do all kinds of amazing stuff. From first aid to cooking food outdoors to learning the best ways to get exercise, Webelos Scouts do all the great things in Cub Scouts — plus try some of the activities they'll enjoy in Scouts BSA.

If you like having fun with your friends, then you're going to have a blast in Cub Scouts!



THE *BL* GUIDE FOR CUB SCOUTS

FOR ALL YOU FIRST-TIME CAMPERS — OR VETERANS who need a refresher (that means all of us!) — the editors of *BL* have put together this guide to make your outing the best (and safest) it can be.

WHAT YOU'LL NEED TO KNOW AND DO TO **BE PREPARED.**

[go.boyslife.org/essentials](https://www.boyslife.org/essentials)

CUB SCOUT SIX ESSENTIALS

BEFORE YOU GO

- A **First-aid kit** can be a lifesaver. Literally.
- **Water** can prevent dehydration, heat exhaustion and heatstroke.
- A **Flashlight** is important for finding your way in the dark. (Make sure it has fresh batteries.)
- **Trail Food** is good for maintaining your energy.
- **Sun protection** might include sunblock, sunglasses, lip balm and a wide-brimmed hat.
- A **whistle** is a good way to call for help if you're lost. Don't use it for fun! Only in case of emergency.

FOR LONGER ADVENTURES IN THE OUTDOORS, ADD THESE TO YOUR GEAR LIST:

- **Extra clothing** to match the weather. Multiple layers are better than a single massive jacket, because layered clothing is adaptable to a wider range of temperatures.
- **Rain gear** is very important. Being wet from rain might result in hypothermia, a potentially fatal condition.
- A **pocketknife or multitool** can be handy in a wide variety of situations. Don't forget to first earn your Whittling Chip (for older Cub Scouts) or Totin' Chip (for Scouts BSA members).
- A **map and compass** are probably the most important tools you can carry in case you get lost.



GETTY IMAGES/ISTOCKPHOTO (2); JAMESON SIMPSON

GET FIT

BASIC EXERCISES TO HELP YOU STAY IN SHAPE.

- **Walk or jog** for 30 minutes a day at least three days a week.
- **On other days**, work in some jumping jacks, jump rope, and pushups, pullups and situps.
- **Mix up your workouts** with swimming, cycling, weights or even full-court basketball. It doesn't matter which activity you choose. Just get active.



WORKOUT TIPS:

Don't forget to warm up and cool down.

At the start of your workout, jog in place or do some jumping jacks to get your blood flowing. After your workout, cool down with some gentle stretching.

Don't give up. Working out isn't supposed to be easy. To get in really good shape, you need to push yourself. Keep going as long as you can while maintaining good form.

Get advice from people who know what they're doing. Talk to a trusted coach or other knowledgeable adult about how to make your workouts work for you.

FOR MORE, VISIT
go.boyslife.org/blgym



GETTY IMAGES/ISTOCKPHOTO (4)

SURVIVE THE WILDERNESS



BEFORE YOU GO:

- Tell someone where you're going.
- Build a survival kit: a **heavy-duty large orange plastic trash bag**, metal match with scraper, plastic whistle and glass signal mirror.

IF YOU'RE LOST:

- **Stop moving around.** Sit for at least 30 minutes.
- **Think** about what needs to be done.
- **Observe** your surroundings.
- **Plan** a course of action and implement it.
- Maintain normal body temperature.
- Hydrate or die. **Drink Fluid regularly.**
- **Start a Fire.**
- **Make yourself big** – use your signal mirror, send smoke signals – anything.

Quick Tip

FOLLOW THE RULE OF FOUR

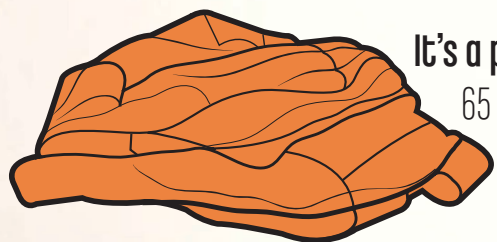
One rule Scouts should always follow is the "rule of four." Have you ever heard of it? It's simple. **Every party that travels off the beaten path should contain a minimum of four people.** That way, if one person falls or is involved in some other accident, one person can take care of the victim while two hike out for help.

EMERGENCY SHELTER

WONDER WHY THE ORANGE PLASTIC BAG IS SUGGESTED ABOVE?



It's a portable shelter: Get one that's 4 mm thick and about 38 inches by 65 inches. Cut a hole for your face, crawl inside and hunker down for the night. It might not look pretty, but it's lightweight, packable, cheap and will stop wind, rain and cold – and could save your life.



FIRST-AID KIT

THE WORST KIND OF FIRST-AID KIT IS THE ONE THAT NEVER GETS MADE. BE PREPARED WITH AT LEAST THE FOLLOWING ITEMS IN YOUR PERSONAL FIRST-AID KIT:

- Six adhesive **bandages**
- Two 3-by-3-inch **sterile gauze pads**
- One small roll of **adhesive tape**
- One 3-by-6-inch piece of **moleskin**
- One small tube of **antibiotic ointment**
- One pair of **scissors**
- One pair of non-latex **disposable gloves**
- One **CPR breathing barrier**
- **Pencil and paper**
- One small bar of soap or travel-sized bottle of **hand sanitizer**




JAMESON SIMPSON (5)

GETTY IMAGES/ISTOCKPHOTO (3)

LET'S
LOOK
AT

THE PINEWOOD DERBY



THE PINEWOOD DERBY

is one of the highlights of the Cub Scout year. You get to race a car that you build. You learn woodworking and good sportsmanship, too. Read on to find out more about the Pinewood Derby. CONTINUED >>

The first Pinewood Derby was held in 1953. More than 100 million Pinewood Derby cars have been built in all.

MORE THAN 1 MILLION CUB SCOUTS will participate in the Pinewood Derby this year.



GETTY IMAGES/ISTOCKPHOTO (2); LAURA KREIDER/USAGYVIDENZA.PAO

Enter for your chance to win
a Nintendo Switch™ Lite!



**Badge
Magic**
Instant Badge Adhesive

Official Entry Form
★ Five kids will win!! ★

Correctly answer these three true-or-false questions to be eligible to win one of five Nintendo Switch™ Lite handheld devices. Enter online or mail in your completed form.

True or False?

- Badge Magic® is a powerful peel-and-stick adhesive. No sewing or ironing needed.
- Badge Magic® is so strong, your patches will stay on even when washed!
- Badge Magic® has been tested on all official BSA uniform fabrics, patch vests and blankets.

Name: _____
 Address: _____
 City, State, ZIP: _____
 Phone #: _____
 Email: _____
 Parent/Guardian's Signature of Consent: _____

Send your answers, contact info and parent/guardian's signature to:
Boys' Life Magazine/Badge Magic Contest
 1325 W. Walnut Hill Lane/S345
 P.O. Box 152079 | Irving, TX 75015-2079
 Or visit: <https://bsa.boyslife.org/badgemagic2020/>

★ It's so easy that Scouts can apply their own badges like magic!! ★
 (or beg Mom to do it for them)

Badge Magic® is a powerful peel-and-stick adhesive that quickly attaches badges to uniforms without sewing or ironing! Patches are guaranteed to withstand many washings.


Badge Magic® is so easy to use that Scouts can put on their own patches. Award badges can be attached immediately instead of finding their way into a drawer where they might be forgotten until the last minute.

Badge Magic® may be purchased at your local Scout shop and has been tested on all official BSA uniform fabrics, patch vests and blankets.

Visit badgemagic.com to see the full line of kits for every level of Scouting. You will also find instructional videos, official uniform guides, and other tips and tricks suggested by **Badge Magic®** users. Made by Scouters for Scouters. It's like Magic!

No purchase necessary. Contest begins at midnight CDT 6/01/20 and ends at 11:59 pm CST 12/31/20. Void where prohibited. Odds of winning depend on the number of eligible entries received. Many will enter, 5 will win a Nintendo Switch™ Lite handheld device. Color may vary. MSRP \$199.99 per prize. Prize is not transferable for cash. Sponsor reserves the right to substitute a prize of equal or greater value in the event of unavailability. Names and addresses will be used only for the purposes of selecting winners and will be disposed of at contest end. Sponsor reserves the right to release the first name, first initial of last name, city and state of the winners. All personal information will be securely disposed of following the contest end. Sponsor is not responsible for late, lost, illegible, incomplete or misdirected entries. Boy Scouts of America, Boys' Life magazine and Badge Magic® accept no liability or responsibility in connection with any injuries, losses or damages of any kind caused by or resulting from the acceptance, possession or use of any prize awarded. The trade dress of the Cub Scout uniform is a registered trademark of Boy Scouts of America. Used with permission. Copyright 2020.

SUPER-MOM AND BADGE MAGIC
SAVE THE DAY!



**Badge
Magic**

PLAY BY THE RULES Check the rules for your Pinewood Derby race to make sure these super-science techniques are allowed. **DON'T CHEAT!**

The Science of the PINewood DERBY

BY Mark Rober
ILLUSTRATIONS BY Adam Nickel

A former NASA engineer explains how you can use science to succeed at your next Pinewood Derby.



MEET MARK

Mark Rober worked as a mechanical engineer at NASA for nine years. During this time, he worked on Curiosity, a car-sized robot that left Earth in 2011, landed on Mars in 2012, and has been exploring, conducting experiments and sending back pictures ever since. Now Mark makes cool science-related videos.

For seven years, I worked on the Mars Curiosity rover at NASA. It is just like a Pinewood Derby car, except it has six wheels, it's nuclear-powered and it shoots lasers.

My Cub Scout son and I decided we would take the science principles I used while building stuff for NASA and apply them to making his derby car. Here are the seven most important steps for making the fastest car possible.

SEVEN KEY STEPS

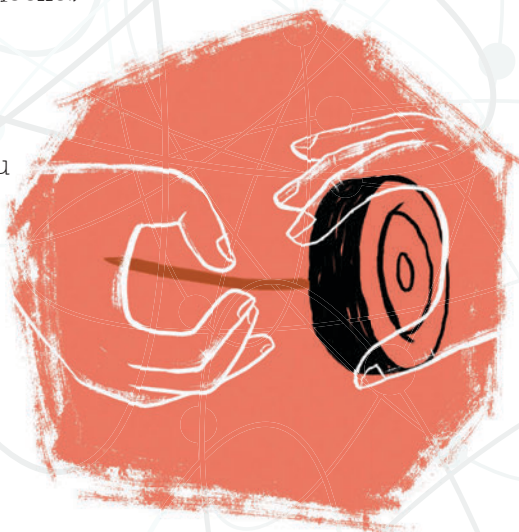
(in order of importance)



1. MAX OUT YOUR CAR'S WEIGHT at 5 ounces and make sure the heaviest part is about 1 inch in front of the rear axle. **This is the most important step.** Science shows if you do this correctly, you will beat a car built exactly the same – except with the weight toward its front – by 4.6 car lengths. It works because the farther back the weight is, the more potential energy you have since your center of mass is higher up on the track. (Don't put it too far back or your car will become unstable and pop a wheelie.)

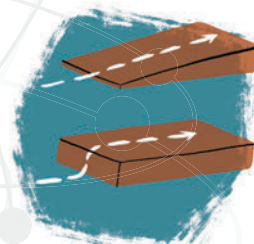
2. USE LIGHTWEIGHT WHEELS.

This is illegal in some races, but if it's not in yours, this is a must-do step that will give you a 2.1-car-length advantage at the finish line versus a car with normal wheels. It works because heavy wheels take away from the kinetic energy (the energy something has due to its motion), which makes the car slower.




3. USE BENT POLISHED AXLES.

Bending your axles with a bending tool will make the wheels ride up against the nailhead, which creates less friction than if the wheel is bouncing around and rubbing against the wooden car body.



5. CREATE A CAR THAT IS REASONABLY AERODYNAMIC, meaning its design cuts down on drag caused by air. No need to get crazy here, but simply having a wedge-shaped car instead of the standard block out of the box will equal a 1.4-car-length advantage at the finish line.


6. RIDE ON THREE WHEELS by raising one wheel off the track. **(Check the rules to make sure this is allowed in your race.)** You will move faster if you have to get only three wheels rotating, giving you a 1.1-car-length advantage over an identical car riding on four wheels.




IT WORKS! After my research, my son and I wanted to do one final test to prove this is a good list. So we built a simple car using this list in 45 minutes, and we beat the fastest car in our local race by two car lengths. **URNS OUT, SCIENCE WORKS!**



FOR MORE INFO ON THE SCIENCE OF THE PINewood DERBY, AND FOR A VIDEO OF MARK SHOWING HOW TO USE SCIENCE TO MAKE A SUPER-FAST PINewood DERBY CAR, VISIT go.boyslife.org/derbyscience



4. RAILRIDE. Railriding means you steer your car into the center guide track just enough that you keep the car from bouncing around. This helps reduce friction and saves energy for speed. (Grab a trusted adult and search the internet for instructional videos on how to make your car a railrider.)




7. USE LOTS OF GRAPHITE.

There isn't a big difference in types of graphite, so buy the cheap stuff and use as much as possible. Be sure to get plenty around each wheel and on the axle.



JOEY ELLIS



MIKE ADAIR

WOLF GANG "TOASTING TIPS"

HEY, BRANDON HERE!

WITH CAMPING SEASON UPON US, I THOUGHT I'D FILL YOU IN ON MY PRIMO PACK METHOD OF ROASTING MARSHMALLOWS FOR ALL!

"PARKER IS A LIGHTLY TOASTED FAN!"

"BUT RILEY PREFERS A MEDIUM SINGE SO THEY'RE GOOEY ON THE INSIDE!"

"WHILE EASTON LIKES HIS BURNED TO A CRISP!"

HOW DO YOU SATISFY THE DIVERSE MARSHMALLOW CRAVINGS OF A HUNGRY DEN? IT'S SIMPLE...

YOU HAVE TO FIND THE RIGHT TOASTING STICK!

TA-DA!

LIGHT!

MEDIUM!

WELL DONE!

DARRELL COLLINS

THE BEAR BUNCH

HEY, PINECONE AND IVY! I'M GOING TO EXPLORE THE WATER!

EXPLORE, GRIZZ?

I MIGHT SEE A GREAT WHITE SHARK!

OR MAYBE GO SO DEEP...

... I MEET AN OCTOPUS!

I'M GONNA PUT ON MY SUIT!

SUIT? ??

I'M READY FOR THE WATER!

SPLASH

IT'S HARD TO BE A DEEP SEA DIVER WHEN YOU DON'T HAVE A DEEP SEA!

SCOTT NICKEL

WEBELOS WOODY

Woody, what are you doing?

Finished! Wanna help me take it to them?

OK. Wait! There's a knock at the door!

Knock Knock

Hi! I'm your new neighbor Sofia. My friend J. and I made you a hello cake!

MIKE MORAN

WHAT'S UP, CUBS?

OUR THREE FRIENDS - **BEAR**, **TIGER** AND **WOLF** - ALL START OFF AS CUBS! USING THE CLUES, **START AT THE BOTTOM**, CHANGING ONE LETTER AT EACH STEP TO FORM A NEW WORD.



BEAR

H

WHAT YOU DO WITH YOUR EARS

T

WHAT WE GET FROM THE SUN (ADD A LETTER)

E

WHAT YOU DO WITH YOUR MOUTH

A

WHAT A DOG CHASES

C

WHAT YOU DO WITH A KNIFE

1 CUB



TIGER

E

A STOPWATCH IS A KIND OF _____ (ADD A LETTER)

I

WHAT A WATCH CAN TELL YOU (ADD A LETTER)

M

SHORT FOR TIMOTHY

O

SHORT FOR THOMAS

T

A LITTLE KID

T

EGYPTIAN KING _____

U

"RUB-A-DUB-DUB, 3 MEN IN A _____"

2 CUB



WOLF

O

A GAME YOU PLAY WITH CLUBS

L

A PRECIOUS METAL

O

NOT HOT (ADD A LETTER)

C

A KIND OF FISH

B

WHAT CORN COMES ON

3 CUB



BEAR: CAT, EAT, HEAT, HEAR, BEAR
 TIGER: TUB, TUB, TUB, TOM, TIM, TIME, TIGER
 WOLF: TOM, TIG, TIG, GOLD, GOLF, WOLF

Draw President LINCOLN!

FROM THE TOP OF HIS STOVEPIPE HAT TO THE BOTTOM OF HIS BEARD, HONEST ABE IS EASY TO DRAW! HONEST!

FILL IN THE BLANKS WITH THE BLUE WORDS OR NUMBERS BELOW TO LEARN MORE ABOUT MR. LINCOLN!

OUR _____ PRESIDENT WAS BORN IN _____ .
 HE STOOD _____ INCHES TALL AND WAS HANDY WITH AN _____ .
 HE HAD _____ CHILDREN AND WAS THE FIRST PRESIDENT TO HAVE A _____ .

**FOUR BEARD 16TH
 1809 76 AX**

ANSWER: OUR 16TH PRESIDENT WAS BORN IN 1809, HE STOOD 76 INCHES TALL AND WAS HANDY WITH AN AX. HE HAD FOUR CHILDREN AND WAS THE FIRST PRESIDENT TO HAVE A BEARD.




A VERY NUTTY MAZE!

SAMMY SQUIRREL CRAVES HIS LUNCH AT THE BOTTOM OF THE PAGE, BUT THERE'S AN UNBEARABLE BEARER TO OVERCOME! CAN YOU GET TO THE ACORNS WITHOUT WAKING BIG BOB?



DRAW BIG BOB!



MIKE ADAIR

RED-HOT WORD SEARCH!

FIND THESE MEDIEVAL WORDS ON THE DRAGON'S BACK!

SWORD
SMOKE
FLAME
QUEEN
THRONE


DUNGEON R C P A
KNIGHTS A E R X M O J U S
DRAGON K S H I E L D L C O Y
KING U F T A N Z U I N W K L
 D A I M H S D N W O P S L E
 C D B Y O Q W G A T M J O L
 D M O A T A Q U E E N D H A S L
 G O T R W C A R O P I R A T M E
 T O H M C A R B N A S T I N O G L
 N Y F D O E S P W H A L S K O K I N
 T H L E R C T O R B P R I N C E S S
 R I A D U E L A N T H N A I E L T W
 M B G U T O E N W I L E V G O R C O G O I
 N D I C R E T C F R A M N H O W D R A G O N
 A F D R A W B R I D G E E T V E R D M E R G
 C A R O L Y O E Y U A R U S A N I D A O T R
 P L W A R E S C O R D A X E L F L A M E
 N T N W A Y T H R O N E N S W I O R L D
 P A T M E X C R A L K O Y U R W Z G
 P D F A D T C N U W P V E S X

CROWN **PRINCESS**
MOAT **CASTLE**
DRAWBRIDGE
SHIELD
ARMOR
CREST
FLAG
FIRE

MIKE ADAIR



Dink, Duff & Dezi


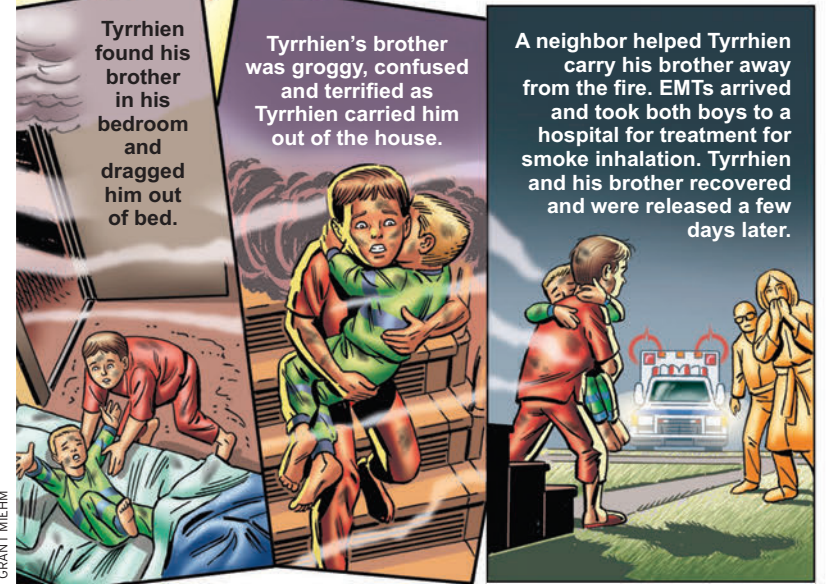


TRUSTWORTHY: SCOUTS TELL THE TRUTH. THEY ARE HONEST, AND THEY KEEP THEIR PROMISES. PEOPLE CAN DEPEND ON THEM.

SCOTT NICKEL








Tyrrhien's mom called 911. As soon as they got outside, they realized that Tyrrhien's 4-year-old brother was nowhere to be found ...



"Scouts In Action" subjects come from the National BSA Court of Honor. If you know of an act of heroism that should be recognized, contact your local BSA council office for a lifesaving or meritorious award application. Note: Consult approved safety guidelines, as actions depicted here may not precisely follow standard procedures.

S.I.A. ON THE WEB
go.boyslife.org/sia

The Wacky Adventures of Pedro



STEPHEN GILPIN

MIKE ADAIR

DUCT-TAPE WALLET

Use duct tape to make a handy wallet that will last for years.



WHAT YOU NEED:

- Duct tape
- Ruler
- Scissors or utility knife




WATCH OUR STEP-BY-STEP VIDEO AT go.boyslife.org/wallet



SAFETY FIRST: Ask an adult to help with tools you haven't used before.

START



STEP 1: Cut four strips of duct tape, each 9 inches long. With the adhesive side up, stick the duct-tape strips to one another in a row, with a 1/4" overlap.




STEP 2: Make a second sheet. Carefully stick the adhesive sides of the two duct-tape sheets together, lining up the edges.



STEP 3: Cut another 9" strip of duct tape. Use a utility knife or scissors to make a small cut in the center of one end of the duct tape. Tear the strip into two straight 1" strips.



STEP 4: Fold and adhere the 1" duct-tape strips to the 9" ends of the sheet. This will make a smooth, clean finished edge.




STEP 5: Using the scissors or utility knife, trim the sides of the sheet, making it 8 1/2" wide.




STEP 6: Fold the sheet in half. Tear two 1-by-4-inch duct-tape strips and attach one to each end. Fold them over the sides of the wallet and trim the excess.



STEP 7: To make a smaller pocket for cards, cut two strips of tape each 5" long and stick the two pieces [adhesive sides] together.



STEP 8: Fold and adhere a 1" strip onto the 5" edge. Trim the pocket to 4" long.



STEP 9: Using 1/2" strips of duct tape, stick the pocket in place as shown above. Trim the strips flush. Your duct-tape wallet is complete!

W. GARTH DOWLING (15); GETTY IMAGES/ISTOCKPHOTO (3)

Charles: Do you want to hear a joke about cattle?

Jay: Sure.

Charles: Never mind. You've probably already herd it.

— Charles L., Clarksburg, West Virginia



PEDRO'S PICK

MANAN: How many feet are in a yard?
ZEKE: How many?
MANAN: It depends on how many people are standing in it.
 \$10 to Manan S., Edison, New Jersey



A PUNNY BOOK: *The Art of Giving* by B. Stowe.
 Kai L., League City, Texas

TOM SWIFTIE:

"I want to go exploring," Tom ventured.
 Evi Z., Pewee Valley, Kentucky

JAY: What is a sheep's favorite sports car?
BARRY: No clue.
JAY: A lamb-orghini.
 Hayden B., St. Louis, Missouri

For the last time, Scruffy, I only fake-tossed the ball.




Andrew: Dave's father has three sons. Snap, Crackle and who?
James: Pop?
Andrew: No. Dave.

ELI: What does an elephant wear to the beach?
JONAH: What?
ELI: Swimming trunks.
 Eli B., Bainbridge Island, Washington

MANAN: Why do we tell actors to break a leg?
FRANK: Why?
MANAN: Every play needs a cast.
 Manan S., Edison, New Jersey



Actually, I only got into therapy so I could get on the couch.



A PAIR OF RIPPED PANTS. THAT'S YOUR SUPERHERO COSTUME? DUDE, DO YOU CARE AT ALL?

Andrew: Why can you never see a mammoth hiding behind a tree?

Jacob: Because they're so good at it?

Andrew: No. Because they're extinct.

Andrew T., Allen, Texas

PARWAAN: I'm trying to think of a new drum joke.
HRITVIK: How's it going?
PARWAAN: Beats me.
 Parwaan V., San Ramon, California

Sean: Can a match box?

Mom: I don't know.

Sean: No. But a tin can.

Sean P., Manchester, Connecticut

SAM: What do you get when you cross a rabbit and a snake?
MICHAEL: I don't know.
SAM: A jump rope.
 Bobby G., Davis, California

ANDREW: What becomes infinitely bigger when you turn it on its side?
MATTHEW: What?
ANDREW: The number eight.
 Andrew T., Allen, Texas



Sally: Why do witches fly on broomsticks?
Connie: Tell me.
Sally: Because vacuum cleaners are too heavy.

LUKE: What did the baseball mitt say to the baseball?
JAKE: I don't know.
LUKE: "Catch you later!"
 Divyanshu P., Sterling, Virginia

Santana: Why aren't dogs good dancers?
Jules: Why?
Santana: Because they have two left feet.

Santana W., San Antonio, Texas



A PUNNY BOOK: *Wild Animals* by Kai Otee.
 Hudson F., Andover, Massachusetts



ANDREW: What are the strongest days of the week?
DANIEL: Tell me.
ANDREW: Saturday and Sunday. The others are weekdays.
 Andrew S., South Ogden, Utah

Two atoms are walking down the street when the first one exclaims, "I just dropped an electron!"
 "Oh, no," says the second. "Are you sure?"
 "I'm positive."

Jared I., Portland, Oregon

JACK: What do you call a car that likes water?
BRIAN: I don't know.
JACK: A Scubaru.
 Brian W., Richardson, Texas

Like my new scented candle? It's called "Expensive Leather Shoes."



LUKE: How do you stop a skunk from smelling?
NEAL: Give it a bath?
LUKE: Hold its nose.
 Neal R., Oak Ridge, North Carolina

GUS

I say, sir, have you seen a black and white cat around here?




Laugh at more than 4,000 more jokes, plus download, print and fold your own pocket-sized joke books at jokes.boyslife.org



Boys' Life will send you this Official Contributor patch for each joke of yours we publish. Send the joke on a postcard with your complete address to Think & Grin, Boys' Life, P.O. Box 152079, Irving, TX 75015-2079 or online at boyslife.org
BOYS' LIFE GOES GREEN!
 PLEASE RECYCLE OR PASS US ALONG!

\$12 FOR 10 ISSUES

Delivered right to your door!



SUBSCRIBE TODAY!

boyslife.org/subscribe-now/minimag

use promo code: minimag